

ABB MEASUREMENT & ANALYTICS | DATA SHEET | DS/100GP-EN REV. F

100 GP

Analog pH/ORP sensor



Measurement made easy

The ¾ in analog pH/ORP sensor for use in general purpose applications

Increased efficiency

- ABB's glass formulation provides fast process response without compromising durability and robustness
- Close-coupled temperature measurement ensures high accuracy even with rapid temperature changes

Dependable performance

- Enhanced double junction with ion trap delays poisoning effects ensuring the sensor operates longer in your process
- Large PTFE junction promotes fouling resistance and is easy to clean
- Durable Kynar® body provides high chemical and abrasion resistance

Modular design

- Common ¾ in sensor design paired with intelligent accessories provides mounting flexibility with safety and convenience in mind

Introduction

Making the right sensor selection for your application should be simple and easy. To help you make the right choice, we've divided our new family of pH/ORP sensors into three distinct ranges based on the applications they have been designed for; the 100, 500 and 700 ranges.

The 100 range are entry-level sensors designed for light duty use, while the 500 range offer a robust design for industrial applications. The 700 range are a specialty range for target applications.

Each electrode is clearly named and is also color-coded for ease of identification. This enables you to easily select the best sensor to meet your needs, ensuring optimal plant efficiency, performance and lifetime; every time.

The 100 GP analog pH/ORP sensor


Part of the next generation of ABB's pH/ORP sensors, the analog 100 GP combines exceptional performance and durability in one efficient, maintenance-free design.

Highly accurate with fast response times, the versatile 100 GP provides complete confidence in a wide range of general process applications that include:

- drinking water
- municipal wastewater
- cooling water
- food & beverage

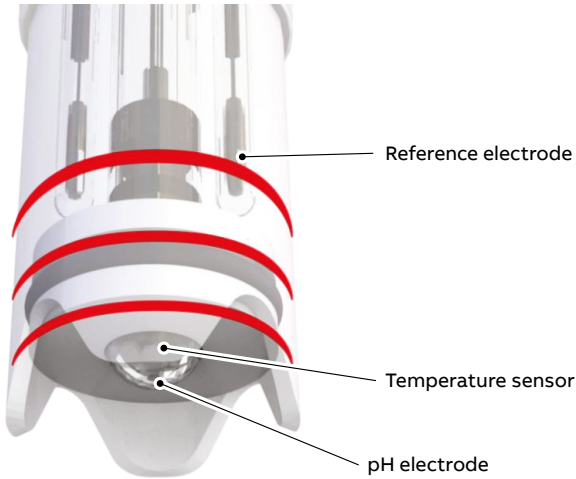
Performance you can trust

The 100 GP features ABB's enhanced diffusion path double junction design with a polymerized gel electrolyte and chemical inhibitor, both slowing down the ion-diffusion rate and extending the length of the diffusion path. This design ensures that poisoning substances take longer to reach the encapsulated reference while the large, porous, chemically resistant PTFE junction incorporating Viton™ seals protects against sensor fouling.



Improved process efficiency

Varying sample temperature is one of the most common causes of pH measurement error due to its impact on sensor output. The 100 GP is equipped with a close-coupled temperature element capable of rapid response to quickly changing process conditions, ensuring a high level of accuracy and confidence in your measurement.



Temperature element location

Robust glassware

Utilizing ABB's experience in glass manufacturing dating back to the 1950s, the proprietary glass formulations used with the 100 GP offer fast response without sacrificing durability. Selectable in several configurations, the robust glassware is made suitable for wide range of general-purpose applications.

Low temperature (LT) glass

For measurement below 15 °C (59 °F), our low temperature blue glass provides ultrafast response in applications such as municipal and industrial wastewater treatment. Available in bullet-style.

High-performance (S) glass

Our high-performance yellow glass provides fast response and accurate measurement over the entire pH range. With an extremely low sodium error, the glass can maintain its accuracy even at very high pH levels. Available in flat or bullet-style.

ORP platinum electrode

Chemically inert, our platinum electrode is design for conventional ORP/Redox measurement with an RTD element providing process temperature information.



High performance (S) glass – flat with flush body



Low temperature (LT) glass with notched body



ORP electrode with notched body

Product adaptability

The 100 GP is available in flush or notched-body design helping extend sensor operation and maintainability in challenging applications.

Flush-body design

The flush-body design, when paired with a flat-shaped glass electrode, helps promote self-cleaning when installed perpendicular to sample flow. In addition, the minimal protrusion prevents unwanted buildup, especially in fibrous applications.

Notched-body design

The notched-body design provides additional protection for bullet-style glass electrodes; especially from abrasive applications that can damage the glass electrode rendering it unresponsive.

Intelligent accessories

The 100 GP is offered with mounting accessories designed to improve adaptability into your process while providing safe and convenient operation. Available with flowcell, quick-connect bayonet and dip pole assemblies, the 100 GP utilizes modular accessories that are compatible with all ABB's next generation ¾ in threaded sensor bodies.

Optional auto-cleaning functionality is available as an added feature, ensuring extended operation with minimal intervention.

Extended storage

We understand most customers maintain stock of pH/ORP sensors in case of unexpected demand. Ensuring peak performance, even after extended storage, is critical in maintaining product availability and keeping your process running.

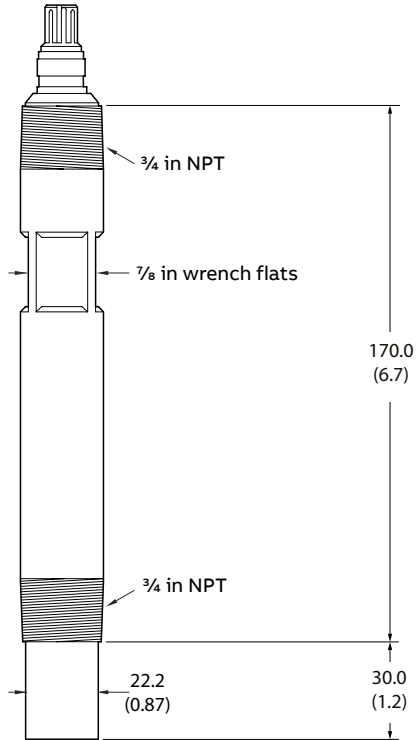
The 100 GP is stored in a specially formulated solution with added antimicrobial agent keeping the sensor active for up to 2 years when stored as recommended.



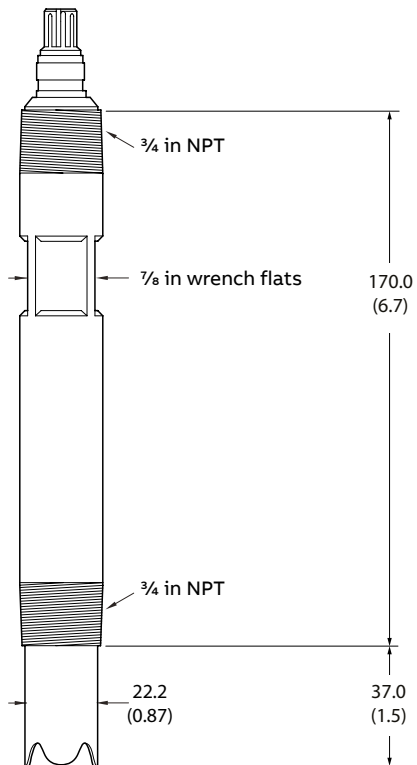
Dimensions

Dimensions in mm (in)

Flush sensor body



Notched sensor body



ASME B1.20.1 $\frac{3}{4}$ in NPT thread is compatible with ASME B16.11 $\frac{3}{4}$ in NPT threaded fittings including: couplings, half couplings, bosses, couplets.

Electrical connections

Wire color	Function
Blue	Glass electrode/ORP
Yellow	Guard
Black	Reference electrode
Red	2-wire compensation
White	2-wire compensation
Gray	3 rd wire

Specification

Measurements

- pH/ORP (platinum)
- Temperature

Measurement range

High performance (S) glass

0 to 14 pH

Low temperature (LT) glass

0 to 10 pH

ORP

-2,000 to 2,000 mV

Temperature range

High performance (S) glass (bullet)

0 to 60 °C (32 to 140 °F)

(typical glass impedance at 25 °C [77 °F] = 250 MΩ)

High performance (S) glass (flat)

5 to 60 °C (41 to 140 °F)

(typical glass impedance at 25 °C [77 °F] = 600 MΩ)

Low temperature (LT) glass

-5 to 50 °C (23 to 122 °F)

(typical glass impedance at 25 °C [77 °F] = 25 MΩ)

ORP platinum electrode

0 to 60 °C (32 to 140 °F)

Temperature sensor

Pt100 (Class B, IEC 60751)

Maximum pressure

6 bar (90 psi)

Recommended minimum sample conductivity

50 μS/cm

Recommended sensor storage

Between 15 and 35 °C (59 and 95 °F)

Isothermal point at 25 °C (77 °F)

pH 7

Reference system

Ag/AgCl with KCl gel electrolyte, double junction plus ion trap

Process connections

¾ in NPT

Wetted materials

Electrode body

PVDF (Kynar)

Reference junction system

Porous PTFE and Viton O-rings

Measure system

pH: Glass

ORP: Platinum

Approvals, certification and safety

CE Mark

Covers EMC+LV directives

(including latest version of EN61010)

Regulation 31

Drinking water approval: Complies to DWI Regulation 31(4)(b)

Additional tests: BS6920 parts 2.2 and 2.4 on all wetted parts

EMC

Meets requirements of IEC61326 for an industrial environment

CRN approval

Maximum allowable working pressure (MAWP): 5.58 bar (81 psi)

Design temperature: -5 to 105 °C (23 to 221 °F)

CRN number: 0F22557

MCERTS

Certificate no: Sira MC220375/00

Ordering information

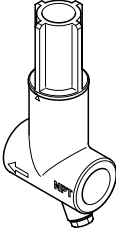
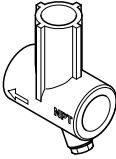
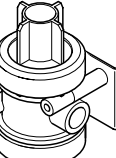

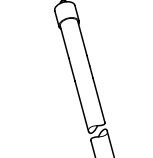
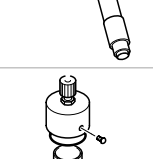

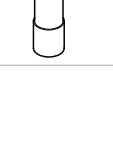

100 GP ¾ in pH/ORP electrode	APS121/	XX	XX	X	XX		XX
Sensor type							
pH – bullet glass for standard applications: high performance (S) glass		P2					
pH – flat glass for in-line, fouling applications: high performance (S) glass		P3					
pH – low temperature (LT) glass		P4					
ORP (Redox) – platinum		R2					
Body style							
¾ in threaded insertion/immersion – no sensor guard (flush)						K1	
¾ in threaded insertion/immersion – notched sensor guard						K2	
Connection type							
Tagged leads							A
BNC on pH/ORP + temperature compensator connector							N
VarioPin cable connector ¹							V
Integral cable length							
None ²							00
1 m (3.3 ft)							01
3 m (9.9 ft)							03
5 m (16.4 ft)							05
10 m (32.8 ft)							10
Optional order code							
Operating instructions							
English							

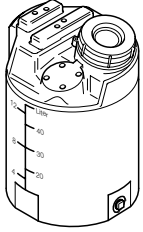

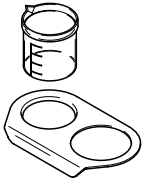
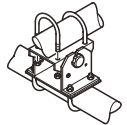
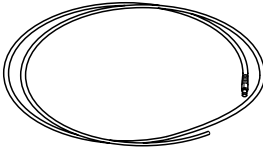
M5

¹ All VarioPin cables are supplied with tagged leads

² Available only for VarioPin cable connector

Accessories

Part number	Description	
3KXA163000L0002	1 in BSP bayonet polycarbonate T-piece	
3KXA163000L0004	1 in NPT bayonet polycarbonate T-piece	
3KXA163000L0006	1 in BSP screw polycarbonate T-piece	
3KXA163000L0008	1 in NPT screw polycarbonate T-piece	
3KXA163000L0012	½ in NPT polycarbonate flowcell and ¾ in adapter	
3KXA163000L0011	½ in NPT stainless steel flowcell and ¾ in adapter	
3KXA163000L0024	Protective shroud for ¾ in body	
3KXA163000L0021	1¼ in NB dip pole assembly	
3KXA163000L0022	2.5 m (8.2 ft)	
3KXA163000L0023	Dip pole kit (customer-supplied 1¼ in NB tube)	

Part number	Description	
3KXA163000L0025	Automatic cleaning system (liquid)	
3KXA163000L0026	T-piece cleaning adapter	
3KXA163000L0120	Calibration kit (includes calibration beaker and holder)	
ATS4000760	Rail mounting kit (tilt only)	
	VarioPin cable ¹	
3KXA163000L0051	1 m (3.3 ft)	
3KXA163000L0052	3 m (9.9 ft)	
3KXA163000L0053	5 m (16.4 ft)	
3KXA163000L0054	10 m (32.8 ft)	
3KXA163000L0055	15 m (49.2 ft)	
3KXA163000L0056	30 m (98.4 ft)	

¹ All VarioPin cables are supplied with tagged leads

For a complete list of spares and accessories, refer to Operating Instruction [OI/100/500](#)

Notes

Sales



Service



Acknowledgements

Kynar is a registered trademark of Arkema Inc.

Viton is a registered trademark of the Chemours Company

ABB Measurement & Analytics

For your local ABB contact, visit:
www.abb.com/contacts

For more product information, visit:
abb.com/measurement

We reserve the right to make technical changes or modify the contents of this document without prior notice. With regard to purchase orders, the agreed particulars shall prevail. ABB does not accept any responsibility whatsoever for potential errors or possible lack of information in this document.

We reserve all rights in this document and in the subject matter and illustrations contained therein. Any reproduction, disclosure to third parties or utilization of its contents – in whole or in parts – is forbidden without prior written consent of ABB.